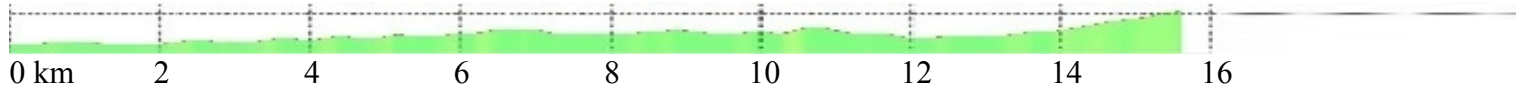
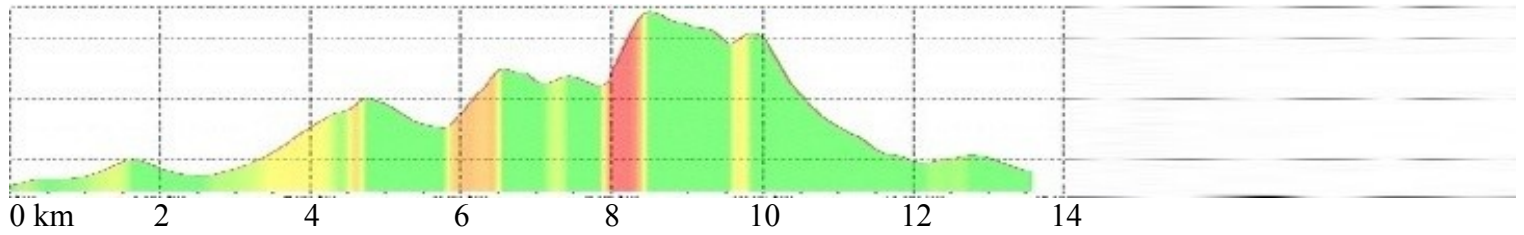


Etappen, proportional skaliert (BGL)

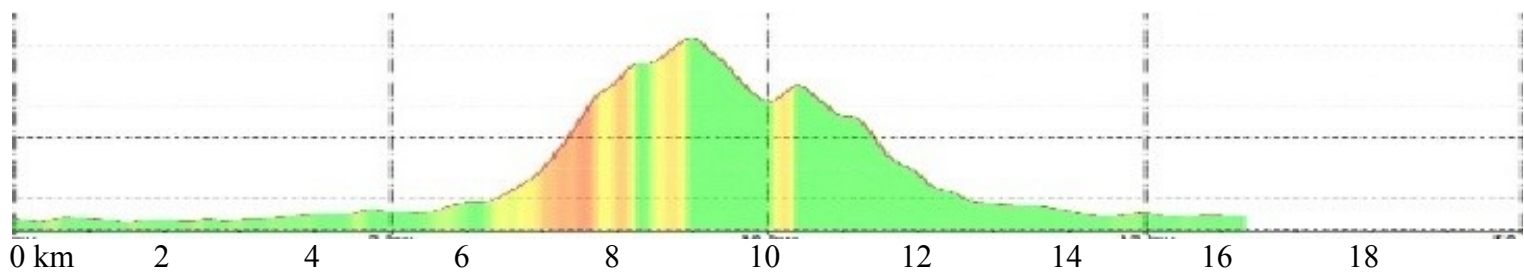
Etappe 1: Hanau - Hanau-Rodenbach, 105 - 122 m; $\Delta = 17 \text{ m} - 15,2 \text{ km}$



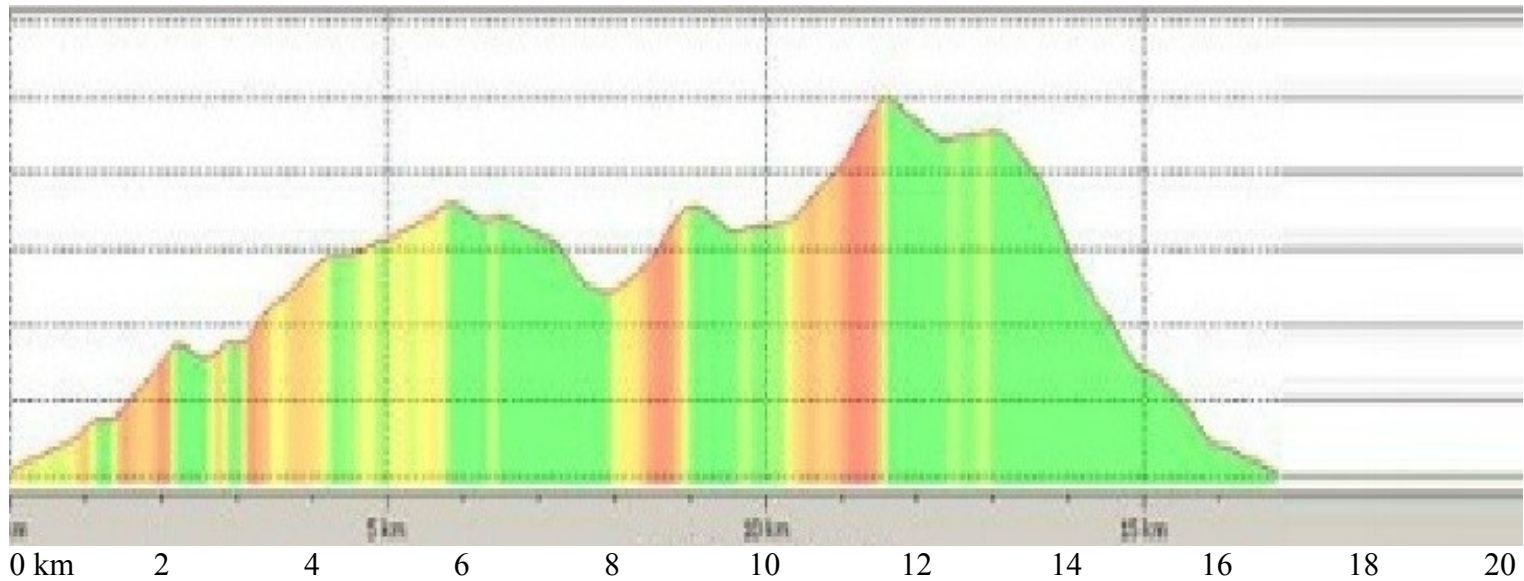
Etappe 2: Hanau-Rodenbach - Neuenhaßlau, 125 - 240 m; $\Delta = 115 \text{ m} - 13,5 \text{ km}$



Etappe 3: Neuenhaßlau - Gelnhausen, 125 - 245 m; $\Delta = 120 \text{ m} - 16,2 \text{ km}$



Etappe 4: Gelnhausen - Wächtersbach, 150 - 400 m; $\Delta = 250 \text{ m} - 17,2 \text{ km}$



Etappe 5: Bad Orb - Steinau/Straße, 140 - 310 m; $\Delta = 170 \text{ m} - 18 \text{ km}$

